

Miele

2018

Miele Professional
Laundry & Dishwashing
Product Range



From design, delivery, installation, commissioning and training Liver Laundry offer the full solution to your on premise laundry requirements.

“It has been so easy and stress free compared to what we have experienced in the past with other suppliers. Liver have really looked after us and the kit is working great!

Mark - Liverpool FC

About **Liver Laundry Equipment Ltd**

Liver Laundry Equipment have over 50 years worth of experience in the supply & maintenance of commercial dishwashers, tumble dryers and washing machines and were a founding member of the Miele Partnership. The company operate in the North West of England and North Wales and provide a high quality service to all customers on a same day next day service.

Liver Laundry have a fleet of highly skilled engineers who carry extensive levels of van stocks, meaning they can attend sites quickly and have a high first time fix rate, saving you time, money and inconvenience whatever your model of equipment.

As part of the prestigious Miele professional partnership, whatever your requirements, be it rental, lease purchase or outright purchase Liver

Laundry have a solution tailored to your needs. Their products include washers, dryers, ironers, dishwashers & sluice room equipment supplied to a diverse range of industries and all equipment conforms to current WRAS standards.

From design, delivery, installation, commissioning and training Liver Laundry offer the full solution to your on premise laundry requirements and will provide you with a free site survey.



“Liver Laundry Equipment Ltd have over 50 years experience in the supply & maintenance of commercial dishwashers, tumble dryers and washing machines



National
Association
of the
Launderette
Industry



References

Client: **Liverpool FC Academy**



“

It has been so easy and stress free compared to what we have experienced in the past with other suppliers.



Liverpool FC Academy processes 300 training kits per day thanks to Miele Professional

The Liverpool FC Academy is a youth training football scheme. When the site was built 18 years ago, the Academy installed an on premise laundry using Miele Professional machines. This was under the recommendation of the architect who designed the site. He advised that the quality and reliability of the Miele Professional machines would lend itself well to a sporting academy, as they would endure some heavy usage processing large volumes of dirty kit.

Having had a good experience with the brand and machines in situ that had worked without fail for 18 years, it was the easy choice for the Academy to invest in Miele Professional equipment when it came to upgrading their laundry. Mark Geering, from the Academy comments; 'We have a good history and customer experience with Miele Professional equipment so there was no need to look at anything else.'

The Academy upgraded their old trio of 10kg washing machines for two **PW6207 20kg washing machines** and three **PT8257 tumble dryers**. There were some challenges due to

the space constraints of the laundry room but Liver Laundry Equipment provided a very simple and professional service, making sure the process was smooth from start to finish and totally stress free. Geering commented; 'The only challenge we came across was getting the machines into the room, due to the size, but Liver identified this obstacle from the start during the site survey and so it was all handled within a day. We couldn't have asked for anything more!'

Since installing the new machines the main difference that employees at the Academy have noticed has been the reduction in costs due to the flexibility of the machines within the range. Geering explained; 'We chose to upgrade to a 20kg washing machine setup which in turn has used a lot less water and other utilities than the set up we were previously running. It has also helped to support and endorse our 'Reds Going Green' scheme which we choose to contribute to, as we strive towards being a much more environmentally friendly establishment. The club

has undertaken a new carbon strategy, which has seen the Reds reduce gas consumption by 18% and electricity usage by 13% over the course of 12 months.'

When asked if he would recommend investing in Miele Professional machines to other businesses Geering said; "Definitely! The reliability and ease of use after Liver Laundry did the initial commissioning has been so straight forward. They had a consultation meeting with us to establish what would be the most suitable programmes to have on the machines, and the upgrade has given us even more flexibility because these machines are working incredibly hard."

"We can put through up to 300 training kits (so the full haul shorts, shirts, socks) per day so the staff are manning this laundry 12 hours + every day and then on top of that we have all the towel laundry to do as well!"

"It has been so easy and stress free compared to what we have experienced in the past with other suppliers. Liver have really looked after us and the kit is working great!"

Liver Laundry Equipment Ltd Support & Service

Liver Laundry Equipment have 8 engineers and other associated tradesmen in Liverpool which means they can respond to customers requirements quickly and easily. They offer a same day / next day service and hold significant amount of van stocks to ensure that when you have a problem not only can they respond quickly but the problem is resolved on a very high 1st time fix rate.

All Engineers are Gas Safe registered and fully trained and accredited by Miele to install, commission and service the equipment that they supply.



Partnered with Miele

What does a Miele Approved Partner mean?

In 2001, Miele established the Miele Professional Partnership – choosing to sell laundry and dishwashing products to customers through a network of approved Partners. The reasons for this are to provide the customer with a fast, local solution.

Liver Laundry Equipment Ltd is an approved Partner, meaning that they undergo Miele product and service training and they are able to sell, install, commission and service any Miele Professional product.

What are the benefits to Liver Laundry Equipment Ltd customers?

By Miele selling in this way, our customers are able to buy the quality of Miele products, with the reassurance that they will receive the personal support and knowledge from Liver Laundry Equipment Ltd.



This is to certify that



is an
**Approved Miele
Sales & Service
Partner**

Authorised by **Sam Bailey**
Director, Miele Professional

Product range contents

08-13	14-19	20-25	26-30
Washer-Extractors	Tumble Dryers	Ironers	Dishwashers
LITTLE GIANTS 10 PW 5062 PW 6055 Vario PW 6065 Vario PW 5064 Mopstar 60 8-10 KG 11 PW 6080 Vario PWT 6089 Vario PW 5105 Vario 11-32 KG 12 PW 811 PW 413 PW 413 Mopstar 130 PW 814 PW 418 PW 818 PW 6241 PW 6321 BARRIER WASHERS 13 PW 6163 PW 6243 PW 6323	LITTLE GIANTS 16 PT 5135 C PT 5137 WP PT 7135 C Vario PT 7136 Vario PT 7137 WP 8-10 KG 17 PT 7186 Vario PT 8203 WP 10-13 KG 17 PT 8253 PT 8257 PT 8257 WP 12-15 KG 17 PT 8301 PT 8303 13-16 KG 18 PT 8333 PT 8337 PT 8337 WP 16-20 KG 18 PT 8403 PT 8407 20-25 KG 19 PT 8503 PT 8507 32-40 KG 19 PT 8803 PT 8807	ROTARY 22 HM 16-80 HM 16-83 FLATWORK 22 PM 1210 PM 1214 PM 1217 23 PM 1318 PM 1418 PM 1421 24 PM 1621 PM 1625 PM 1630 PM 1635 25 PM 1825 PM 1830 PM 1835	PROFILE 28 PG 8080 PG 8080 U PG 8081 i PG 8082 SCi PG 8083 SCVi PROFESSIONAL 29 PG 8055 - Speed PG 8056 - Speed Plus PG 8058 - Brilliant PG 8059 - Hygiene TANK 30 PG 8164 - BrilliantCompact PG 8165 - UniversalCompact PG 8166 - Universal PG 8172 - Performance



Washer-Extractors

Miele Professional’s laundry technology guarantees hygienically clean laundry.

Patented Honeycomb Drum

Ensures the gentle care of fabrics combined with first-class cleaning and drying performance.

Award winning Environmental Technology

All Miele Professional washing machines have recently been approved for inclusion on the Water Technology List for improved water efficiency.

Highest G-Force

A G-Force of up to 526 occurs during extraction, reducing drying times, energy costs and extending the life of the garment.

Large range of capacities catering for a wide market

- 5.5 to 32 kg drum volumes for washer-extractors
- Specially designed machines for washing mops and cloths
- Barrier machines for care homes and hospitals

WRAS Approved

Washing machines are compliant with machinery guidelines and WRAS approved for reassurance.

Barrier Washers

Miele Professional barrier machines offer optimum physical separation between unclean and clean sides in care homes and hospitals, preventing contamination of laundry.

Control Panels

The variety of Miele interface controls for our products are all designed to be easy to use and ensure maximum efficiency during the cleaning cycle.



LITTLE GIANTS

PW 5062
PW 6055 Vario
PW 6065 Vario
PW 5064 Mopstar 60

8-10 KG

PW 6080 Vario
PWT 6089 Vario
PW 5105 Vario

11-32 KG

PW 811
PW 413
PW 413 Mopstar 130
PW 814

BARRIER WASHERS

PW 418
PW 818
PW 6241
PW 6321

PW 6163
PW 6243
PW 6323

Profitronic L Vario:

Electronic controls with multi-function selector and user navigation screen. Programme delay and time left display to enable the user to manage their time efficiently. Wide range of standard programmes as well as a number of special programmes such as table linen, pillows and outerwear and reproofing. Additional feature of four short cut keys for most popular programmes on the Plus version.

Profitronic M:

Electronic controls with multi-function selector and user navigation screen. 199 programme slots. Programme selection via rotary selector or 6 short cut buttons. Freely programmable programme parameters. Clear text display with user navigation.

Profitronic D:

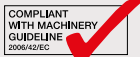
Profitronic D controls provide programmes catering for the entire spectrum of laundry care requirements. A text display and 6 direct-access buttons facilitate ease of use and fast programme selection. The most frequently used programmes are assigned to buttons 1–6 and are accessible at the touch of a single button. Further programmes are accessed by pressing and holding button 6. Important parameters such as temperature and spin speed can be selected manually before the start of each programme. Similarly, current load sizes can be entered to reduce water, energy and detergent consumption accordingly.



WASHER-EXTRACTORS



Little Giants - 5.5-6.5 KG



8-10 KG Washer-Extractors

Product Code	PW 5062	PW 6055 Vario	PW 6065 Vario	PW 5064 Mopstar 60	PW 6080 Vario	PWT 6089 Vario		PW 5105 Vario
Capacity (kg)	6.5	5.5	6.5	6.5	8	Washer - PWT 6089 8	Dryer - PT 7189 8	10
Dimensions: H/W/D (mm)	850/595/725	850/595/725	850/595/725	850/595/725	1020/700/727	1920/692/763	1920/692/763	1020/700/827
Net Weight (kg)	109	106	109	105	140	240	180	148
Heating	Electric	Electric	Electric	Electric	Electric	Electric	Electric	Electric
Controls	Profiline B Plus	Profitronic L Vario	Profitronic L Vario	Profiline MOP	Profitronic L Vario	Profitronic L Vario	Profitronic L Vario	Profitronic L Vario
Spin Speed (rpm)	1400	1400	1400	1400	1300	1300	-	1100
G Factor	526	526	526	526	520	520	-	370
Residual Moisture (%)	49	49	49	25	49	49	-	54
Drainage	Drain Pump	Drain Pump	Drain Pump or Dump Valve	Dump Valve	Drain Pump or Dump Valve	Drain Pump	-	Drain Pump or Dump Valve
Electric Requirements: 230V	•	•	•	•	•	•	•	•
400V	-	•	•	-	•	•	•	•
Other Comments	Stackable	Stackable	Stackable Available in white or stainless steel* *Drain pump only	Stackable Special Programmes for mop head washing	Communication module slot	Communication module slot	Communication module slot	Communication module slot

WASHER-EXTRACTORS



11-32 KG Washer-Extractors



Product Code	PW 811	PW 413	PW 413 Mopstar 130	PW 814	PW 418	PW 818	PW 6241	PW 6321	PW 6163	PW 6243	PW 6323
Capacity (kg)	11-12	13-14	13-14	14-16	18-20	18-20	24	32	16	24	32
Dimensions: H/W/D (mm)	1352/799/940 (827*)	1352/799/1010 (897*)	1352/799/1010 (897*)	1452/924/850 (757*)	1452/924/950 (857*)	1452/924/950 (857*)	1640/1085/1265	1640/1085/1272	1718/1153/1070	1718/1384/1070	1718/1605/1070
Net Weight (kg)	257	266	266	324	379	379	640	648	630	820	860
Heating	Electric or steam	Electric	Electric	Electric or steam	Electric	Electric or steam	Electric, Gas or Steam	Electric, Gas or Steam	Electric, Steam or Dual	Electric, Steam or Dual	Electric, Steam or Dual
Controls	Profitronic M	Profitronic D	Profitronic D Mop	Profitronic M	Profitronic D	Profitronic M	Profitronic M	Profitronic M	Profitronic M	Profitronic M	Profitronic M
Spin Speed (rpm)	1150	1025	1025	1075	950	1075	1100	1000	1025	975	975
G Factor	460	360	360	460	360	460	542	448	400	360	360
Residual Moisture (%)	45	50	>25	45	50	45	46	50	48	50	47
Drainage	Dump Valve	Dump Valve	Dump Valve	Dump Valve	Dump Valve	Dump Valve	Dump Valve	Dump Valve	Dump Valve	Dump Valve	Dump Valve
Electric Requirements: 230V	-	-	-	-	-	-	-	-	-	-	-
400V	•	•	•	•	•	•	•	•	•	•	•
Other Comments	Communication module slot Data shown is for the electric versions * Depth by removing panels and protruding parts	Communication module slot * Depth by removing panels and protruding parts	Communication module slot Special programmes for mop head washing * Depth by removing panels and protruding parts	Communication module slot Data shown is for the electric versions * Depth by removing panels and protruding parts	Communication module slot * Depth by removing panels and protruding parts	Communication module slot Data shown is for the electric versions * Depth by removing panels and protruding parts	Communication module slot Data shown is for the electric versions * Depth by removing panels and protruding parts	Data shown is for the electric versions	Data shown is for the electric versions		



16-32 KG Barrier Washer-Extractors



Tumble Dryers

Miele Professional’s laundry technology guarantees hygienically clean laundry.

Patented Honeycomb Drum

Ensures the gentle care of fabrics combined with first-class cleaning and drying performance.

Residual Moisture Control Dryers

Accurate sensors that measure moisture in the garments to reduce drying times and lower energy costs.

Award winning Environmental Technology

New and innovative Heat Pump dryers and H₂O dryers reduce energy costs by over 50%.

Highest G-Force

A G-Force of up to 526 occurs during extraction, reducing drying times, energy costs and extending the life of the garment.

Large range of capacities catering for a wide market

A capacity range of 6.5 to 40 kg drum volumes for our dryers meets the needs of businesses large and small.

H₂O Dryers

The H₂O dryer can be put to use wherever water is heated. This can take the form of an on-site cogeneration plant, district heating or alternative sources of energy where hot water is a by-product.

Control Panels



LITTLE GIANTS

PT 5135 C
PT 5137 WP
PT 7135 C Vario
PT 7136 Vario
PT 7137 WP

8-10 KG

PT 7186 Vario
PT 8203 WP

10-13 KG

PT 8253
PT 8257
PT 8257 WP

12-15 KG

PT 8301
PT 8303

13-16 KG

PT 8333
PT 8337
PT 8337 WP

16-20 KG

PT 8403
PT 8407

20-25 KG

PT 8503
PT 8507

32-40 KG

PT 8803
PT 8807

Profitronic B Plus:

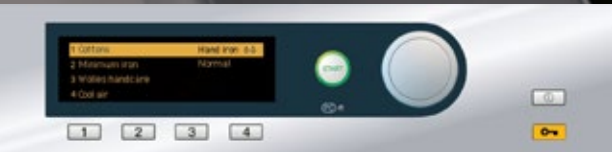
Electronic controls with rotary selector. Residual display showing selected drying time/time remaining and residual moisture level. Programme sequence indicators show heat up, cool down, anti-crease. Adjustable programme parameters such as reversing times and residual moisture level.

Profitronic L Vario:

Electronic controls with multi-function selector and user navigation screen. Programme delay and time left display to enable the user to manage their time efficiently. Wide range of standard programmes as well as a number of special programmes such as table linen, pillows and outerwear and reproofing. Additional feature of four short cut keys for most popular programmes on the Plus version.

Profitronic M:

Electronic controls with multi-function selector and user navigation screen. 199 programme slots. Programme selection via rotary selector or 6 short cut buttons. Freely programmable programme parameters. Clear text display with user navigation.



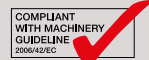
TUMBLE DRYERS



Little Giants - 6.5KG



8-10 KG




Product Code	PT 5135 C	PT 5137 WP	PT 7135 C Vario	PT 7136 Vario	PT 7137 WP	PT 7186 Vario	PT 8203 WP	PT 8253	PT 8257*	PT 8257 WP	PT 8301	PT 8303
Capacity (kg)	6.5	6.5	6.5	6.5	6.5	8	8-10*	10-13	10-13	10-13*	12-15	12-15
Dimensions: H/W/D (mm)	850/595/710	850/595/727	850/595/710	850/595/710	850/595/727	1020/700/763	1800/711/1075	1400/906/852	1400/906/852	1400/906/1218	1800/711/1089	1800/711/1089
Net Weight (kg)	60	77	61	58	77 (79 stainless steel)	77	202	149	149	148	139(EL) /145(G)	139(EL) /145(G)
Heating	Electric	Electric	Electric	Electric	Electric	Electric, Gas	Electric	Electric or Gas	Electric or Gas	Electric	Electric or Gas	Electric or Gas
Controls	Profiline L	Profiline L	Profitronic L Vario	Profitronic L Vario	Profitronic L Vario	Profitronic L Vario	Profitronic B Plus	Profitronic B Plus	Profitronic M	Profitronic M	Profitronic B	Profitronic B Plus
Electric Requirements: 230V	•	•	•	•	•	•	-	• (Gas)	• (Gas)	-	-	-
400V	-	-	-	•	-	•	•	• (Electric)	• (Electric)	•	•	•

Other Comments	Available in white Stackable Condenser model	Available in white Stackable Heat Pump model	Available in white or stainless steel Stackable Condenser model	Available in white or stainless steel Stackable Vented model	Available in white or stainless steel Stackable Heat Pump model	Vented model Available in blue or stainless steel	Heat Pump integrated *1:25 - 1:20kg	Communication module slot Blue Vented	Communication module slot Blue (Gas only)/ Stainless Steel Vented *Image shown	Heat-Pump unit dimensions (H/W/D):1370/906/433 * 1:25 - 1:20kg	Vented model COP models available	Vented model
----------------	--	--	---	--	---	--	--	---	--	---	--------------------------------------	--------------

18

TUMBLE DRYERS



13-16 KG

COMPLIANT WITH MACHINERY GUIDELINE 2006/42/EC

16-20 KG

COMPLIANT WITH MACHINERY GUIDELINE 2006/42/EC

20-25 KG

COMPLIANT WITH MACHINERY GUIDELINE 2006/42/EC

32-40 KG

COMPLIANT WITH MACHINERY GUIDELINE 2006/42/EC

6.5 kg

loading and drying per cycle

85 mins.

PT 8333

6.5

1400/906/1035

166 (EL), 169 (G, HW)

Electric, Gas or HW

Profitronic B Plus

• (Gas)

• (Electric)

Communication module slot
Vented with AirRecycling system
HW (Hot Water) version for H₂O model

PT 8337*

13-16

1400/906/1035

166 (EL), 169 (G, HW)

Electric, Gas or HW

Profitronic M

• (Gas)

• (Electric)

Communication module slot
Vented with AirRecycling system
HW (Hot Water) version for H₂O model

*Image shown

PT 8337 WP

13-16*

1400/906/1401

164

Electric

Profitronic M

-

•

Heat-Pump unit dimensions (H/W/D):1370/906/433

* 1:25 - 1:20kg

PT 8403

16-20

1400/906/1164

192 (EL), 190 (G), 217 (S, HW)

Electric, Gas, Steam or HW

Profitronic B Plus

-

•

Communication module slot
Vented with AirRecycling system
HW (Hot Water) version for H₂O model

PT 8407*

16-20

1400/906/1164

192 (EL), 190 (G), 217 (S, HW)

Electric, Gas, Steam or HW

Profitronic M

-

•

Communication module slot
Vented with AirRecycling system
HW (Hot Water) version for H₂O model

*Image shown

PT 8503

20-25

1640/1206/1018

239 (EL), 240 (G), 265 (S, HW)

Electric, Gas, Steam or HW

Profitronic B Plus

-

•

HW (Hot Water) version for H₂O model

PT 8507

20-25

1640/1206/1018

239 (EL), 240 (G), 265 (S, HW)

Electric, Gas, Steam or HW

Profitronic M

-

•

Communication module slot
HW (Hot Water) version for H₂O model

PT 8803

32-40

1640/1206/1384

286 (EL), 287(G), 318 (S,HW)

Electric, Gas, Steam or HW

Profitronic B Plus

-

•

Communication module slot
HW (Hot Water) version for H₂O model

PT 8807*

32-40

1640/1206/1384

287 (EL,G), 318 (S,HW)

Electric, Gas, Steam or HW

Profitronic M

-

•

Communication module slot
HW (Hot Water) version for H₂O model

*Image shown

Capacity (kg)

Dimensions: H/W/D (mm)

Net Weight (kg)

Heating

Controls

Electric Requirements: 230V

400V

Other Comments

19

WASHER-EXTRACTORS

TUMBLE DRYERS

IRONERS

DISHWASHERS

Commercial Ironers

Smooth, crease-free finish

Optimum laundry finish

Miele rotary ironers are just the machines for a perfect finish on workwear and table linen: simple, fast and economical. In hotels and restaurants, perfectly laundered textiles help keep up appearances. Alongside guaranteeing a perfect finish, rotary ironers are above all simple and safe to use. Roller speed is infinitely selected using a rotary selector. Roller rotation can be stopped at any time by pressing the footswitch. The ARAMID cloth and the aluminium trough ensure efficient results.

The patented automatic finger guard stops the roller in its tracks and retracts the heater plate in the event that anything enters the gap between the roller and the trough. During power failures, the heater plate can be released easily to remove trapped items.

High Performance

Our high-performance flatwork ironers are able to process more than 200 kg of laundry per hour, equating to more than a tonne of laundry per day. These large ironers can be controlled and monitored from their central display, making them safe and easy to use. Contact pressure, temperatures and roller speeds are all selectable and can be saved with password protected user levels. The display also shows cleaning and waxing reminders when due.

Model designations PM 16 and PM 18 are available with electric, gas and steam heating and the touch display shows all the machine parameters at a single glance, allowing the ironer to adapt fast to everyday working conditions.

Key Features

Rotary Ironers

Miele offers a range of rotary ironers for small laundry operations tailored to the quantity of laundry being processed and to the customer's need. The compact ironers can be placed against a wall to save space.

Flatwork Ironers

Large volumes of laundry produced by hotels, hospitals and care homes can be conveniently and easily processed by a Miele flatwork ironer.

ROTARY

HM 16-80
HM 16-83



FLATWORK

PM 1210	PM 1421	PM 1825
PM 1214	PM 1621	PM 1830
PM 1217	PM 1625	PM 1835
PM 1318	PM 1630	
PM 1418	PM 1635	

IRONERS




Rotary Ironers



Product Code	HM 16-80	HM 16-83	PM 1210	PM 1214	PM 1217	PM 1318	PM 1418
Roller diameter (mm)	160	160	210	210	250	300	365
Roller width (mm)	830	830	1000	1400	1660	1750	1750
Heater plate	Electric	Electric	Electric	Electric	Electric	Electric or Gas	Electric or Gas
Throughput according to DIN 11902 (kg/h):							
Residual moisture 15%			30				
Residual moisture 20%	13	15					
Residual moisture 25%				33	60	75(EL)/53.7 (G)	90
Electric Requirements: 230V	•	•	•	-	-	-	•
400V	-	-	•	•	•	•	
External dimensions H/W/D (mm)	959/985/380	960/1050/380	1032/1579/476	1032/1979/650	1110/2238/650	1318/2576/1150	1318/2576/1150
Other Comments	Folding frame Steam Facility Return Feed	Return Feed	Return Feed	Return Feed	Return Feed and Through Feed	Through feed (option of return feed module for existing machines) Return feed (new machines, electric model only)	Through feed (option of return feed module for existing machines) Return feed (new machines, electric model only)



Flatwork Ironers



Product Code	PM 1421	PM 1621	PM 1625	PM 1630	PM 1635	PM 1825	PM 1830	PM 1835
Roller diameter (mm)	365	585	585	585	585	790	790	790
Roller width (mm)	2040	2100	2500	3000	3500	2500	3000	3500
Heater plate	Electric or Gas	Electric or Gas	Electric, Gas or Steam	Electric, Gas or Steam	Electric, Gas or Steam	Electric, Gas, Steam	Electric, Gas or Steam	Gas or Steam
Throughput according to DIN 11902 (kg/h):								
Residual moisture 25%	96(EL)/70 (G)	115 (E/G)	130(EL,G)/135(S)	145(EL,G)/165(S)	160(EL,G)/190(S)	165 (EL,G,S)	200 (EL,G,S)	235 (G/S)
Electric Requirements: 230V	-	-	-	-	-	-	-	-
400V	•	•	•	•	•	•	•	•
External dimensions H/W/D (mm)	1318/2866/1150	1970/3290/1840	1970/3690/1840	1970/4190/1840	1970/4690/1840	1970/3690/2044	1970/4190/2044	1970/4690/2044

Other Comments

Through feed (option of return feed module for existing machines)
Return feed (new machines, electric model only)

Dishwashers

Miele Professional’s range of commercial dishwashers meet the needs of the most stringent commercial and care environments

Efficient

Extremely short programme cycles capable of completing full freshwater wash cycles in as little as 5 minutes.

Environmentally friendly

Intelligent programmes can be customised to optimise energy and water consumption.

High performance

Miele’s unique freshwater system operates with fresh water in every cleaning cycle achieving high hygienic standards and low energy usage. Hygienic cleanliness is achieved with high rinse temperatures in excess of 80 degrees.

Dependable

All machines are compliant with machinery guidelines and the freshwater dishwashers are WRAS approved for reassurance.

Recommended

Our dishwashers are recommended by Riedel as the perfect machines to wash their delicate glassware.

Key Features

Profiline:

Professional:

Tank:



SPEED



BRILLIANT



HYGIENE



BRILLIANTcompact



UNIVERSAL



UNIVERSALcompact



PERFORMANCE

The ProfiLine dishwashers have short cycle times, high cleaning performance and are easy to use, making them perfect for use in offices, showrooms and even private households with large quantities of crockery

The **PG 8055 SPEED** and **PG 8056 SPEEDPlus** are the fastest commercial dishwashers using the fresh water circulation system and are ideal for hotels, restaurants, clubs and schools. With its shortest wash cycle of just 5 minutes it can wash up to 456 plates an hour.

The **PG 8058 BRILLIANT** produces perfect wash results with a sparkling finish, dispensing with the need to polish glassware and cutlery if supplied from a RO water system. This feature combined with the fresh water circulation system are unique to Miele Professional.

The **PG 8059 HYGIENE** dishwashers with its uncompromising cleaning system provides exceptionally high standards of hygiene making it ideal for hospitals, nursing homes and nursery schools.

Miele Professional Tank system dishwashers have fast cycle times with a maximum theoretical throughput of up to 3234 glasses or 1296 plates per hour, making them perfect for the demands placed on hotels, restaurants, pubs and bars.

PROFILINE

PG 8080
PG 8080 U
PG 8081 i
PG 8082 SCi
PG 8083 SCVi

PROFESSIONAL

PG 8055 - Speed
PG 8056 - Speed Plus

PG 8058 - Brilliant

PG 8059 - Hygiene

TANK

PG 8164 - BrilliantCompact
PG 8165 - UniversalCompact

PG 8166 - Universal
PG 8172 - Performance

DISHWASHERS

ProfiLine Dishwashers



Product Code	PG 8080	PG 8080 U	PG 8081 i	PG 8082 SCi	PG 8083 SCVi	PG 8055	PG 8056	PG 8058	PG 8059
Dimensions: H/W/D (mm)	845/598/600	805/598/570	805/598/570	845/598/570	845/598/570	835/600/600	835/600/600	835/600/600	835/600/600
Net Weight (kg)	62	54	55	56	56	63	63	63	63
Type	Freestanding unit	Built under unit without lid	Integrated unit	Integrated unit	Fully integrated	Freestanding unit	Freestanding unit or built under (PG 8056U)	Freestanding unit	Freestanding unit
Dishwashing system	Freshwater system	Freshwater system	Freshwater system	Freshwater system	Freshwater system	Freshwater system	Freshwater system	Freshwater system	Freshwater system
Shortest programme cycle (mins)	18 (32A model)	18 (32A model)	18	19	19	9	6 at 55°C	6 at 55°C	6 at 85°C
Plate capacity (plates/h)	13	13	13	14	14	200	380	380	380
Dishwashing programmes	9	9	9	9	9	9	11	11	11
Final rinse temperature	75°C	75°C	75°C	75°C	75°C	70°C	70°C	85°C	85°C
Door lock	Auto Open	Auto Open	Auto Open	Auto Open	Auto Open	Easy Open	Easy Open	Auto Open	Auto Open

Professional Dishwashers



DISHWASHERS

Tank Dishwashers



PERFORMANCE

BRILLIANTcompact



UNIVERSALcompact



UNIVERSAL



Product Code	PG 8164	PG 8165	PG 8166	PG 8172
Dimensions: H/W/D (mm)	725(760)/460/617	725(760)/600/617	820(855)/600/617	1515 (1995) /635/750
Type	Freestanding/built under	Freestanding/built under	Freestanding/built under	Freestanding/Throughfeed
Dishwashing system	Tank system	Tank system	Tank system	Tank system
Shortest programme cycle (secs)	45	55	55	50
Capacity /hr	1600 glasses or 600 plates	3234 glasses or 882 plates	1188 plates	1296 plates
Baskets/hr	80	66	66	72
Dishwashing programmes	3 + 4 additional programmes	3 + 4 additional programmes	3 + 4 additional programmes	3 + additional programmes

Miele History & Innovation

Innovation has been at the heart of Miele's success for over 100 years

From the first fully automatic washing machine to the latest energy and water saving technology, we lead the way. When you buy a Miele machine you benefit from innovative, intelligent solutions that deliver reliable results.

Our drive to innovate is independently recognized too - we've won awards for everything from design through to the way we apply technology. When we design a new machine we think about how we can make it better - the details we can change to improve performance, increase efficiency and deliver the best results.

Innovation doesn't end with our products either - we're always looking at ways to improve the service we give to our customers, listening to you and being responsive to ensure that we're delivering the products you need.



High quality means low environmental impact

Sustainable, cost effective performance

Because you don't want to worry about the impact of rising energy prices, we have developed all of our products to lead the market for energy and water efficiency. At the heart of all our product design is sustainable, cost-effective performance that achieves optimum results.

Our machines last longer too, so you will replace them less often, minimising environmental impact and disposal costs. When a product does come to the end of its life, most of it is easily recyclable - so from start to finish we are ensuring maximum sustainability.

Our machines offer many characteristics which significantly contribute to sustainability: low consumption (of energy, water and chemical substances), a high proportion of recyclable materials and secondary raw materials and environmentally friendly procedures.

In addition, all European company locations are certified to ISO 9001, ISO14001, OHSAS 18001 and SA 8000 standards.

57%

lower CO₂ emissions
since 2000

2,860,000

kWh energy saving per year at
our new office in Gütersloh

2004

Miele has been a member
of the UN Global Compact,
an initiative promoting
sustainability in businesses,
since 2004

Our machines last longer, so you will replace them less often, minimising environmental impact and disposal costs.

Miele's stated aim is to develop efficient and durable products with the smallest ecological footprint possible, from production to use and disposal.

Product development

- Compliance with legislation and directives (e.g. EcoDesign requirements for ErPs)
- Integrated product policy
- Consideration of stakeholder requirements
- Selection of material with an aim to use secondary raw materials and achieve a high recyclability and, as a consequence, great resource efficiency

Production

- Environment and energy management
- Use of best available techniques
- Avoidance of critical substances

Transport and logistics

- Short transport routes
- Transport bundling
- Efficient utilisation of freight space
- Use of low-emission transport

Usage phase

- Low consumption levels
- Long product life
- Qualified maintenance and repair service

Disposal

- Legal compliance (WEEE, RoHS)
- Commitment to optimising recycling processes/increasing recycling quota

Design & Performance

Miele's global reputation for reliability is no accident.

All our products undergo meticulous testing to simulate over ten years of continuous and rigorous use.

At Miele we are renowned for the build quality of our range and we rigorously endurance test all of our products during their development. When we say rigorously we really do mean it, for example our laundry products are tested to run for up to 30,000 hours - that is a lot of clean sheets, towels or mop heads.

Every product we manufacture goes through an end-of-line test too, before passing quality control; we pay attention to the details so that you don't have to.

We are committed to our products, response times, deliveries and installs being correct first time. All of this means machines that deliver outstanding reliability, long product lifecycles and low running costs. An investment in Miele results in long-term cost savings and peace of mind.

Miele Professional. Immer Besser

Miele Quality Pledges



Our **washing machines** are tested to

**30,000
cycles**

that's the equivalent of 8 cycles a day,
7 days a week for over 10 years



The on/off switch on our **washing machines** and **tumble dryers** is tested to operate

**100,000
times**



Our **tumble dryers** are tested to

**40,000
cycles**



All our PM range **ironers** are tested to operate for up to

**20,000
hours**



The fluff flap on our **tumble dryers** is opened and closed

**10,000
times**



The doors on our **dishwashers** are opened and closed

**100,000
times**



The doors on our **washing machines** are opened, closed, locked and unlocked

**60,000
times**



The detergent dispenser flap on our **washing machines** is opened and closed

**30,000
times**



Our **dishwashers** are tested to

**12,000
cycles**



All our **tumble dryers'** central bearing and support rollers operate for more than

**20,000
hours**

Miele



Liver Laundry Equipment Ltd
104 Prescott Road, Liverpool, L7 0JA

☎ 01512 637 451

✉ sales@liverlaundryequipment.co.uk

🌐 www.liverlaundryequipment.co.uk

f @liverlaundryequipment

in liver-laundry-equipment